Public Address System

Rock Speaker System **DSP643**

OWNER'S MANUAL

Thank you for purchasing PA speaker system of **DSPPA** series. All of **DSPPA** series products have been tested strictly before shipping. **DSPPA** series PA speaker system is widely used in hotel, trade building, supermarket, school, entertainment, etc. It's the most ideal choice of you! In order to facilitate installing, modulating and running please read this manual carefully before setup.

FEATURES:

- **Appearance design of rock, used in school, park and plaza grassplot;**
- **Made of high-class resin, weight 5kg, sturdy and style graceful;**
- **Voltage 70/100V, rated power 20W, sensitivity 87±2dB, Max. Sound Pressure Level 100±2dB, Effective Freq. Range 100Hz-15kHz;**
- **Provided with waterproof loudspeaker, long life, sounds clear and sonorousness.**

FREQ. RESPONSE

(dB SPL、1W、1m)

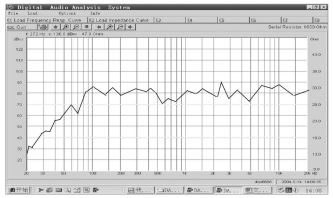

DISTORTION

(THD< 1.5% 1W、1m、200Hz-10kHz)

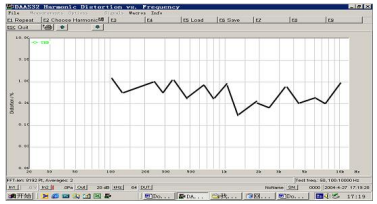

DIMENSIONS

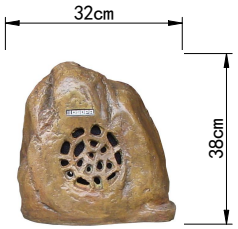

FOUNDATION

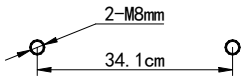

INSTALLATION

1. Setup a foundation like a platform with concrete and set 2screws (8mm) stretching out 3cm in it as shown above after concrete rigidity continue;
2. Connect audio broadcasting wire to the speaker terminals according to the table below;

Power Line Voltage / Terminals	70V	100V
Red---Blue	10W	20W
Red---White	20W	40W（Notice）

Notice: While broadcasting wire is quite long and with high impedance only.

3. Fix the speaker system with 2nuts on screws of the foundation;
4. Finally, examine whether it is steady.

Guangzhou DSPPA Audio Co.,Ltd

DSPPA

公共广播系列

石头形草地音箱 DSP 643

使用说明

承蒙选用**迪士普**公共广播产品。**迪士普**产品的制造过程均严格按照 ISO9000 国际质量管理体系标准并符合国家相关要求。**迪士普**产品广泛应用于酒店、商厦、超市、学校、休闲娱乐等公共场所。为方便您安装、调试和使用本产品，安装前请详细阅读本说明。

性能特点：

- 石头外观逼真设计，适用学校、公园、广场草地等场合；
- 重约 5kg，采用优质树脂制成，机械强度高，不变形，不褪色；
- 多个功率配接端子，额定功率 20W，接线灵活，适应不同场合；
- 工作电压 70V/100V，灵敏度 87±2dB，最大声压级 100±2dB，有效频率宽达 100Hz-15kHz。
- 选用防水单元，寿命长，声音清晰、柔和、亮丽。

频响特性

(dB SPL、1W、1m)

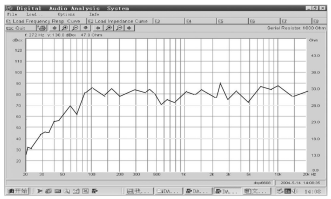

失真特性

(THD< 1.5% 1W、1m、200Hz-10kHz)

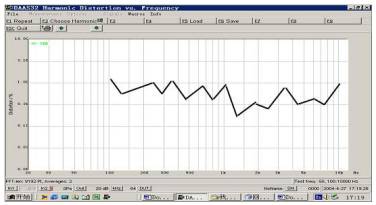

外形尺寸

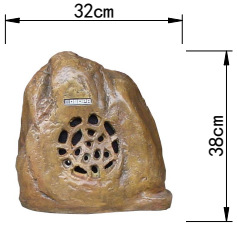

安装基座

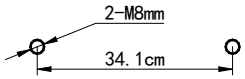

安装方法

1、在安置点预先浇注一个混凝土基座，其中埋设 2 根直径为 8mm 的螺栓，螺栓高出基座平面 3cm（螺栓间距见上图）；

2、连接音频广播传输线，根据实际功率需要按下选择合适端子连线；

功率 / 线路电压 / 端子	70V	100V
红---蓝	10W	20W
红---白	20W	40W(注)

“注”:此接法只宜用在线路较远损耗较大的情况下使用。

3、将音箱用螺帽固定在基座上；

4、最后，检查安装是否牢固可靠。

Guangzhou DSPPA Audio Co.,Ltd